

# PRODUCT INFORMATION PACKET



Model No: 117762.00  
Catalog No: 117762.00  
0.50 HP Washdown Motor, 3 phase, 1800 RPM, 208-230/460 V, 56C Frame, TEFC  
3 Phase Motors



Regal and Leeson are trademarks of Regal Beloit Corporation or one of its affiliated companies.  
©2020 Regal Beloit Corporation, All Rights Reserved. MC017097E





**Nameplate Specifications**

Output HP	<b>0.50 Hp</b>	Output KW	<b>0.37 kW</b>
Frequency	<b>60 Hz</b>	Voltage	<b>208-230/460 V</b>
Current	<b>1.9-1.8/0.90 A</b>	Speed	<b>1725 rpm</b>
Service Factor	<b>1.15</b>	Phase	<b>3</b>
Efficiency	<b>78.5 %</b>	Power Factor	<b>68.4</b>
Duty	<b>Continuous</b>	Insulation Class	<b>F</b>
Design Code	<b>B</b>	KVA Code	<b>M</b>
Frame	<b>56C</b>	Enclosure	<b>Totally Enclosed Fan Cooled</b>
Thermal Protection	<b>No</b>	Ambient Temperature	<b>40 °C</b>
Drive End Bearing Size	<b>6205</b>	Opp Drive End Bearing Size	<b>6205</b>
UL	<b>Recognized</b>	CSA	<b>Y</b>
CE	<b>Y</b>	IP Code	<b>56</b>

**Technical Specifications**

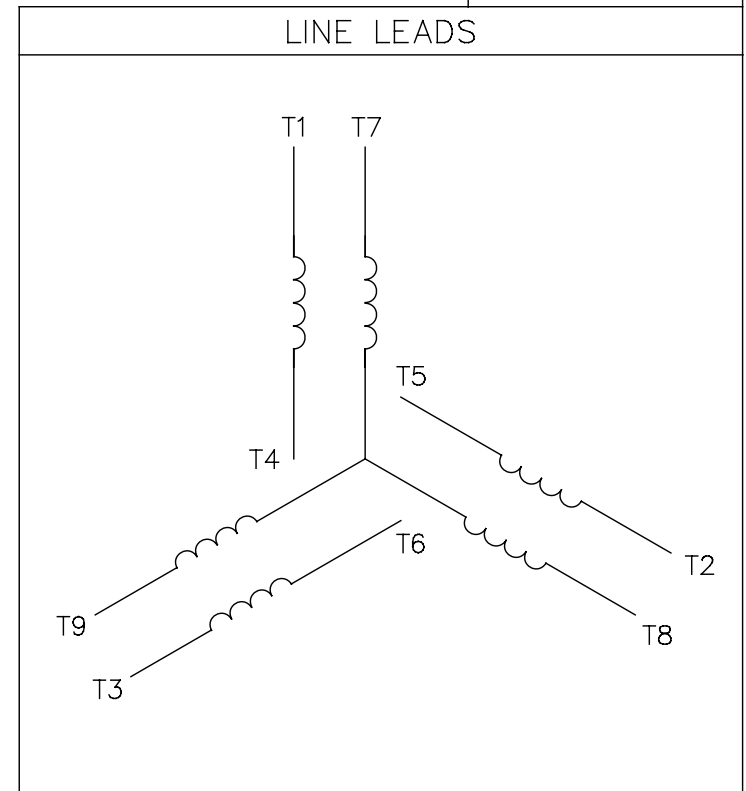
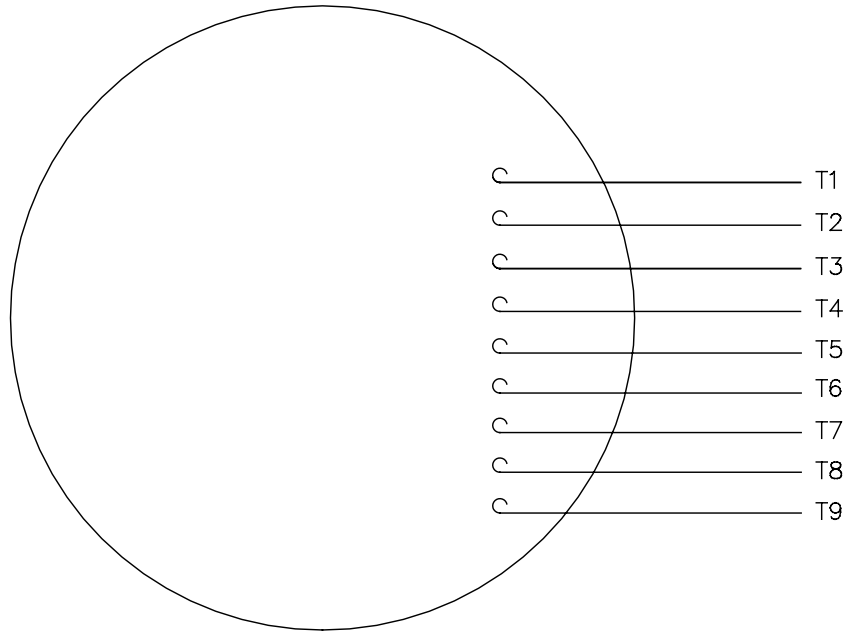
Electrical Type	<b>Squirrel Cage Induction Run</b>	Starting Method	<b>Across The Line</b>
Poles	<b>4</b>	Rotation	<b>Reversible</b>
Resistance Main	<b>26.8 Ohms</b>	Mounting	<b>Rigid base</b>
Motor Orientation	<b>Horizontal</b>	Drive End Bearing	<b>Ball</b>
Opp Drive End Bearing	<b>Ball</b>	Frame Material	<b>Stainless Steel</b>
Shaft Type	<b>NEMA 56</b>	Overall Length	<b>11.44 in</b>
Frame Length	<b>5.75 in</b>	Shaft Diameter	<b>0.625 in</b>
Shaft Extension	<b>2.07 in</b>	Assembly/Box Mounting	<b>F1 ONLY</b>
Outline Drawing	<b>OL117762</b>	Connection Drawing	<b>005010.01</b>

This is an uncontrolled document once printed or downloaded and is subject to change without notice. Date Created:14/10/2020



005010-01

VIEW FROM OUTSIDE OF MOTOR AT SWITCH END.



VOLTAGE	L1	L2	L3	JOIN & INSULATE
HIGH	T1	T2	T3	(T4,T7) (T5,T8) (T6,T9)
LOW	T1,T7	T2,T8	T3,T9	T4,T5,T6

		TOLERANCES UNLESS SPECIFIED		<b>Regal Beloit America, Inc.</b>		DRAWN RDW 04/12/02		
		DEC.	INCHES			CHK		
		.X	±.1	TITLE EXTERNAL WIRING DIAGRAM 3 PHASE W/O PROTECTOR		APPD		
		.XX	±.01			SCALE 1=1		
		.XXX	±.005			REF FIG.2-51		
A	UPDATED TO REGAL LOGO	SAJ 06/26/15	AJY .XXXX ±.0005	MAT'L. DECAL - 004014		FMF		
NO.	REVISION	BY & DATE	CHK ANG ±1/2"	FINISH		PREV		
THIS DRAWING IN DESIGN AND DETAIL IS OUR PROPERTY AND MUST NOT BE USED EXCEPT IN CONNECTION WITH OUR WORK ALL RIGHTS OF DESIGN AND INVENTION ARE RESERVED THIS IS AN ELECTRONICALLY GENERATED DOCUMENT - DO NOT SCALE THIS PRINT			RFP 04/12/02	CAD FILE	00501001	SIZE A	DRAWING NO. 005010-01	REV. A
			DIST BRF-NLV					



1051 CHEYENNE AVE.  
 GRAFTON, WI 53024  
 PH. 262-277-8810

DATA VOLTS: 460

**CERTIFICATION DATA SHEET**

CONN. DIAGRAM: 005010.01  
 OUTLINE: OL117782  
 WINDING: T634457

CAT #: 117762.00

FR 3

**TYPICAL MOTOR PERFORMANCE DATA**

HP	KW	SYNC RPM	FL RPM	FRAME	ENCLOSURE	TYPE	KVA CODE	DESIGN	
0.5	0.37	1800	1759	56C	TEFC	TFR	M	B	
PH	HZ	VOLTS	AMPS	START TYPE	DUTY	INSL	S.F.	AMB	ELEV.
3	60/50	208-230/460#190/380	1.9-1.8/.9&2/1	ACROSS THE LINE	CONT	F	1.15	40	3300

F.L. EFF	78.6	3/4 LD EFF	75.6	1/2 LD EFF	70.6	GTD EFF	47.3	ELECT. TYPE	SQ CAGE IND RUN
F.L. PF	66.5	3/4 LD PF	58.1	1/2 LD PF	47.3	0.0			

F.L. TORQUE	386 LB-FT	LR AMPS @ 460 V	7.0	L.R. TORQUE	1,366 LB-FT	B.D. TORQUE	1,865 LB-FT	F.L. RISE (° C)	30
-------------	-----------	-----------------	-----	-------------	-------------	-------------	-------------	-----------------	----

PRESSURE @ 3	0	SOUND	9	POWER	7.0	ROTOR WK²	0.09	MAX. LOAD WK²	0	SAFE STALL TIME	0	STARTS/HOUR	0	MOTOR WGT	0
DBA		DBA		DBA		LB-FT²		LB-FT²		SEC.		LB.		LB.	

\*\*\* SUPPLEMENTAL INFORMATION \*\*\*

DE BRACKET TYPE	ODE BRACKET TYPE	MOUNT TYPE	MOTOR ORIENTATION	SEVERE DUTY	HAZARDOUS LOCATION	DRIP COVER	SCREENS	PAINT
C-FACE	STANDARD	RIGID	HORIZONTAL	NO	NONE	NO	NONE	WATTS/SAVER

BEARINGS	GREASE	SHAFT TYPE	SPECIAL DE	SPECIAL ODE	SHAFT MATERIAL	FRAME MATERIAL
DE ODE BALL 6205	POLYREX EM	STANDARD 56	NONE	NONE	303 STAINLESS (C-501)	STAINLESS STEEL

THERMOSTATS	PROTECTORS	WDG RTD's	BRG RTD's	THERMISTORS	CONTROL	SPACE HEATERS
NONE	NOT	NONE	NONE	NONE	FALSE	NA

R1 (ohms/ph)	0	R2 (ohms/ph)	0	X1 (ohms/ph)	0	X2 (ohms/ph)	0	Xm (ohms/ph)	0	VIBRATION (in/sec)	0.150	FLOAT ODE	
--------------	---	--------------	---	--------------	---	--------------	---	--------------	---	--------------------	-------	-----------	--

* INVERTER TORQUE: NONE												
* O INV. HP SPEED RANGE: NONE												
* T ENCODER: NONE												
* S BRAKE: NONE												
* FT-LB: NONE												
* VOLTAGE: NONE												
* UL: Y-(LEESON UL REC)												

DATE: 9/6/2018													
----------------	--	--	--	--	--	--	--	--	--	--	--	--	--



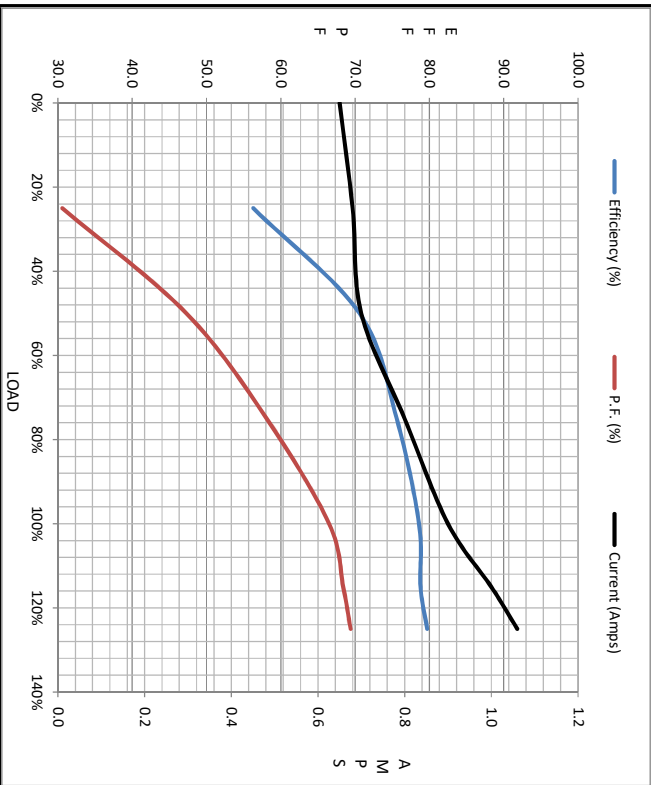
Motor Load Data									
Load	0%	25%	50%	75%	100%	115%	125%	LR	
Current (Amps)	0.65	0.68	0.70	0.80	0.90	1.00	1.06	7.0	
Torque (ft-lb)	0.00	94.5	190	286	386	444	484	1,366	
RPM	1800	1789	1779	1759	1759	1,753	1747	0	
Efficiency (%)		56.3	70.6	75.6	78.6	78.8	79.7		
P.F. (%)	19.3	30.6	47.3	58.1	66.5	68.4	69.4	0.0	

Motor Speed Data

	LR	Pull-Up	BD	Rated	Idle
Speed (RPM)	0	200	1200	1759	1800
Current (Amps)	7.0	6.4	4.2	0.90	0.65
Torque (ft-lb)	1,366	1,286	1,865	386	0.00

Information Block

HP	0.5
Sync. RPM	1800
Frame	56
Enclosure	TEFC
Construction	TFR
Voltage	208-230/460#190/380 V
Frequency	60 Hz
Design	B
LR Code letter	M
Service Factor	1.15
Temp Rise @ FL	30 °C
Duty	CONT
Ambient	40 °C
Elevation	1,000 feet
Rotor/Shaft wk <sup>2</sup>	0.09 Lb-Ft <sup>2</sup>
Ref Wdg	T634457 FR
Sound Pressure @ 1M	0 dbA
VFD Rating	NONE
Outline Dwg	OL117762
Conn. Diag	005010.01
Additional Specifications:	
0	
0	
EQUIV CKT (OHMS / PHASE)	
R1	R2
0.0000	0.0000
X1	X2
0.0000	0.0000
Xm	
0.0000	



Speed - Torque Curve

